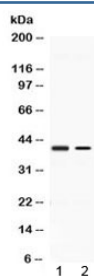


ABHD5 Antibody / CGI-58 (R32489)

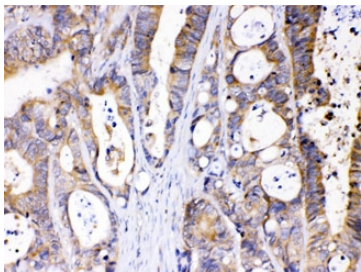
Catalog No.	Formulation	Size
R32489	0.5mg/ml if reconstituted with 0.2ml sterile DI water	100 ug

Bulk quote request

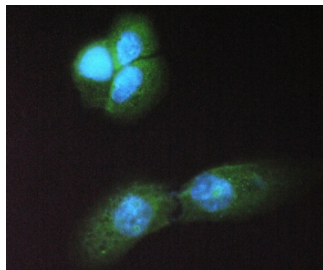
Availability	1-3 business days
Species Reactivity	Human, Rat
Format	Antigen affinity purified
Host	Rabbit
Clonality	Polyclonal (rabbit origin)
Isotype	Rabbit IgG
Purity	Antigen affinity
Buffer	Lyophilized from 1X PBS with 2.5% BSA and 0.025% sodium azide
UniProt	Q8WTS1
Localization	Cytoplasmic
Applications	Western Blot : 0.5-1ug/ml IHC (FFPE) : 1-2ug/ml IF/ICC (FFPE) : 2-4ug/ml
Limitations	This ABHD5 antibody is available for research use only.



Western blot testing of 1) rat kidney and 2) human A431 lysate with ABHD5 antibody at 0.5ug/ml. Predicted molecular weight ~39 kDa.



IHC testing of FFPE human intestinal cancer tissue with ABHD5 antibody at 1 ug/ml. HIER: steam sections in pH6 citrate buffer for 20 min.



IF/ICC staining of FFPE human A431 cells with ABHD5 antibody (green) at 2ug/ml and DAPI nuclear stain (blue). HIER: steam sections in pH6 citrate buffer for 20 min.

Description

1-acylglycerol-3-phosphate O-acyltransferase ABHD5 is an enzyme that in humans is encoded by the ABHD5 gene. The protein encoded by this gene belongs to a large family of proteins defined by an alpha/beta hydrolase fold, and contains three sequence motifs that correspond to a catalytic triad found in the esterase/lipase/thioesterase subfamily. It differs from other members of this subfamily in that its putative catalytic triad contains an asparagine instead of the serine residue. Mutations in this gene have been associated with Chanarin-Dorfman syndrome, a triglyceride storage disease with impaired long-chain fatty acid oxidation.

Application Notes

Differences in protocols and secondary/substrate sensitivity may require the ABHD5 antibody to be titrated for optimal performance.

Immunogen

Amino acids R169-D349 from the human protein were used as the immunogen for the ABHD5 antibody.

Storage

After reconstitution, the ABHD5 antibody can be stored for up to one month at 4°C. For long-term, aliquot and store at -20°C. Avoid repeated freezing and thawing.